





# A MOMENT IN TIME: LET'S LEARN, LAUGH, PLAY AND PRAY!<sup>™</sup>

## ACTIVITY CALENDAR FOR OCTOBER

WEEK	THEME OF THE WEEK	SUGGESTED ACTIVITIES
1	 <p><b>International Music Day</b> Oct 1</p>	<ul style="list-style-type: none"> <li>• <b>Visit our own Sing-Along</b> and do the following: make an Instrument; sing an American traditional song together; watch these TV clips of your favorite artists</li> <li>• Songs We Love From The Movies Quiz</li> <li>• Top 25 Singers of All Time Crossword Puzzle</li> <li>• Discussion Questions: What type of music do you like? What music device (car radio, juke box, radio) did you listen to music as a teenager? Who is your favorite artist? Have you ever attended a concert or performance? What was your first 45 record? How do you listen to music today?</li> </ul>
2	 <p><b>World Animal Day</b> Oct 4</p>	<ul style="list-style-type: none"> <li>• If I Could Talk to the Animals Word Unscramble</li> <li>• Name Animal Groups Quiz</li> <li>• Watch an animal movie like <i>Black Beauty</i>, <i>Lion King</i>, <i>Born Free</i>, <i>Charlotte's Web</i>, <i>Dr. Dolittle</i></li> <li>• How many animals can you name from A to Z? <b>Visit our own Engage the Mind, Animals A-Z</b></li> <li>• Visit a zoo, farm or nature center</li> <li>• Go and feed the ducks</li> <li>• Discussion Questions: What is your favorite animal and why? Which animal do you think is the: funniest looking? strongest? smartest? most gentle? fastest? Did you ever have a pet? Tell me about your pet – their name, habits, how you cared for it.</li> </ul>
3	 <p><b>Pumpkins</b></p>	<ul style="list-style-type: none"> <li>• <b>8 Cool Facts About Pumpkins (narrated by the most adorable little girl ever)</b></li> <li>• It's the Great Pumpkin, Charlie Brown Word Search</li> <li>• Go pick a pumpkin at a pumpkin patch, a farm stand, or the supermarket.</li> <li>• Buy or <b>bake the perfect pumpkin pie</b></li> <li>• Buy a sugar pumpkin (those small adorable ones), cut it open and remove the pulp and seeds. Guess the number of seeds inside. Then count to see how close you came!</li> <li>• <b>Lightly salt and roast the pumpkins seeds.</b></li> <li>• Use the pulp from the same pumpkin and <b>make pumpkin puree.</b></li> </ul>
4	 <p><b>Halloween or All Saint Eve's</b> Oct 31</p>	<ul style="list-style-type: none"> <li>• <b>History of Halloween</b></li> <li>• Halloween/All Saint's Eve Word Search</li> <li>• Discuss what famous duos you could be as a couple. For example, Batman and Robin.</li> <li>• <b>Visit our own Mind, Name 150 Famous Duos</b></li> <li>• Make Halloween craft</li> <li>• Discussion Questions: Can you recall a memorable costume you had as a child or young adult? How about for your kids? Did you sew or purchase the costumes? Did you go trick or treating? What was your favorite candy trick or treating? What candy or treats did you hand out?</li> </ul>

# HELPFUL HINTS FOR THE CAREGIVER

Get the most out of each week's activities with helpful hints and tips below.

## TIP 1

The clickable dark bullets are links for learning, story time, music, recipes, crafts, and activities. If you aren't clicking these links, you are missing out!

- 1) Go to our website at [www.alwaysanangelhomecare.com](http://www.alwaysanangelhomecare.com)
- 2) Click **A MOMENT IN TIME** and scroll down to Activity Calendars to select the current month.
- 3) From there, click the links under each week's activities.
- 4) Learn, read, sing, cook, make, do!



## TIP 4

**FOR THE VISUALLY IMPAIRED** – difficulty seeing

If your client can't see the reading material, read it to them.

**Word Searches:** Forget about the word search and lead a discussion about the words in the box:

- What does that word mean? Can you define it?
- Is it a noun, verb, adjective or adverb?
- How does that word relate to the topic?
- What other thoughts come to mind when you hear that word?

**Crossword Puzzles, Birthdays Trivia, and Other Word Games:** You ask the questions and write in your client's answers.

It's easier for your client to see the clickable links on an iPad rather than a cell phone. If your client doesn't have an iPad, talk with the office or family directly about getting one. A desktop or laptop computer works well too.



## TIP 3

Visit the clickable links yourself first. Determine what is appropriate for your client.

## TIP 2

**FOR THE HEARING IMPAIRED**  
– difficulty hearing

Many of the clickable links can be read. Encourage your client to read the material. Other links are very visual with few words. If needed, pause the video to allow your client to finish reading the text.

## TIP 5

## TIP 6

**Check out the other 24 activities online:**

Mind, Body, Soul, 100 Questions, All About Me, Art 101, Bible Stories, Coloring, Count Your Blessings, For Men Only, Games Galore, Household Chores, It's Your Party, Just Breathe, Knit Happens, Let It Snow, Memory Lane – 1950s, Car Games, Reading, Sensory Therapy, Sing-Alongs, The Great Outdoors, Virtual Visits, Wanna Be A Wise Guy

